

PAYMENT VIA E-CITIZEN Using M-Pesa

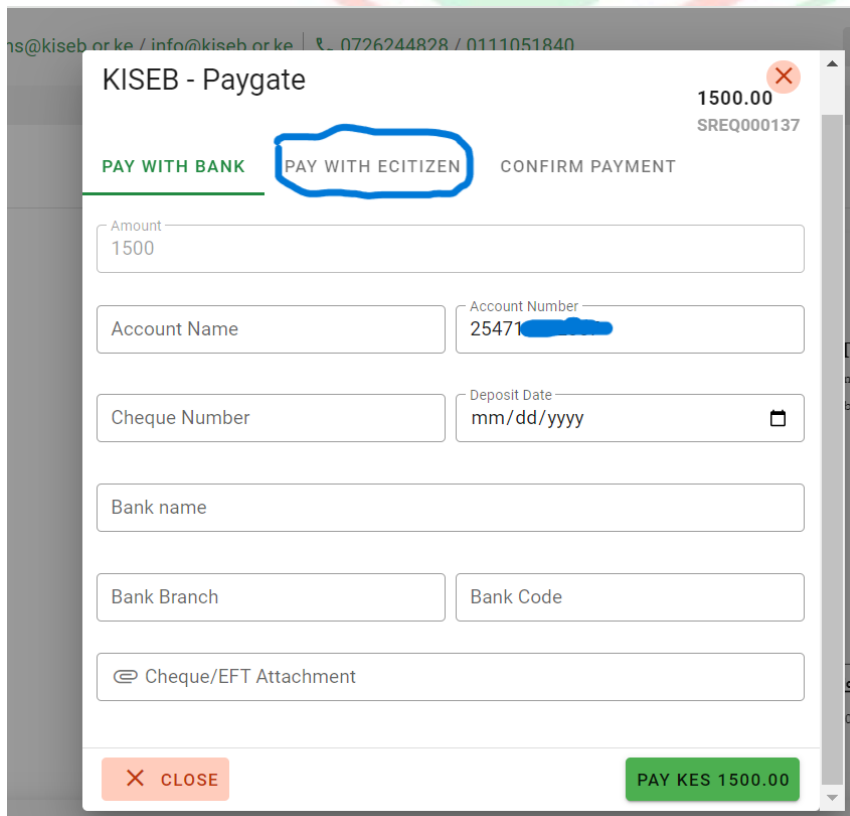
Below are the steps to follow to pay using e-citizen.

E-citizen support various payment options which include

- MPESA

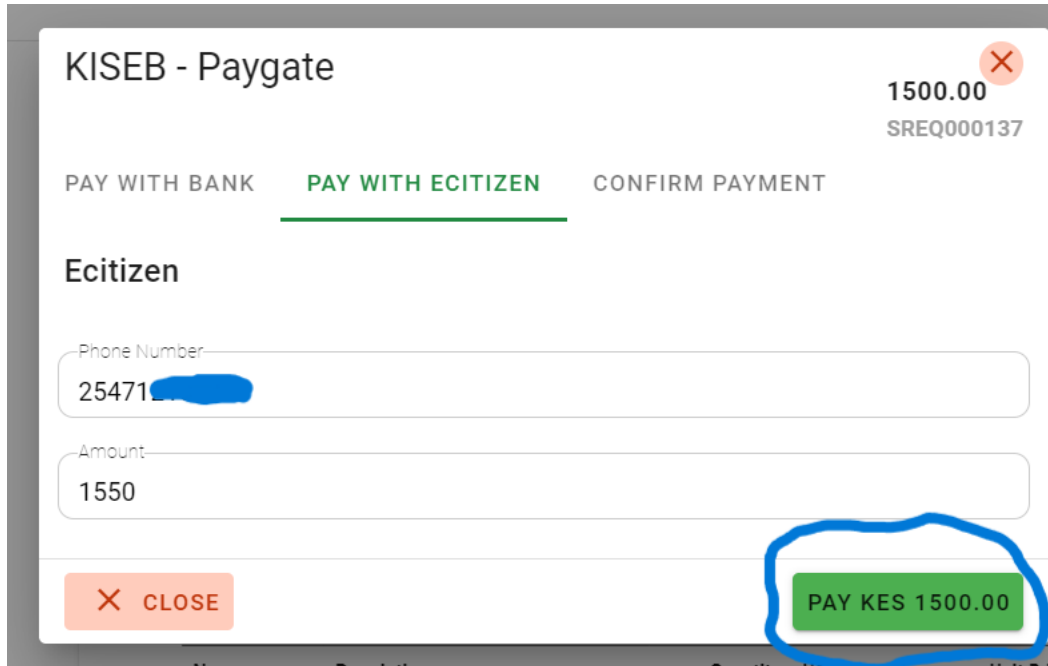
Use the following steps to pay via e-citizen.

1. Click Pay and select Pay with Ecitizen



The screenshot shows the KISEB Paygate interface. At the top, it displays 'KISEB - Paygate' and the amount '1500.00' with a red 'X' icon. Below this, there are three buttons: 'PAY WITH BANK', 'PAY WITH ECITIZEN' (which is circled in blue), and 'CONFIRM PAYMENT'. The 'PAY WITH ECITIZEN' button is highlighted with a blue circle. Below the buttons, there are several input fields: 'Amount' (1500), 'Account Name', 'Account Number' (25471...), 'Cheque Number', 'Deposit Date' (mm/dd/yyyy), 'Bank name', 'Bank Branch', 'Bank Code', and 'Cheque/EFT Attachment'. At the bottom, there is a red 'CLOSE' button and a green 'PAY KES 1500.00' button.

2. Click the Pay Green Button Showing the Balance



KISEB - Paygate

1500.00
SREQ000137

PAY WITH BANK **PAY WITH ECITIZEN** CONFIRM PAYMENT

Ecitizen

Phone Number
25471 [REDACTED]

Amount
1550

X CLOSE

PAY KES 1500.00

3. Ecitizen Payment Options


You will get the e-citizen payment options. Select your preferred payment method e.g. MPESA.

The payable amount displayed on this page is invoice amount + KES **50 convenience fees** for e-citizens.

For each payment method, you will get instructions on how to pay on the screen.

4. Select MPESA

KISEB - Paygate

1500.00 
SREQ000137

PAY WITH BANK **PAY WITH ECITIZEN** CONFIRM PAYMENT

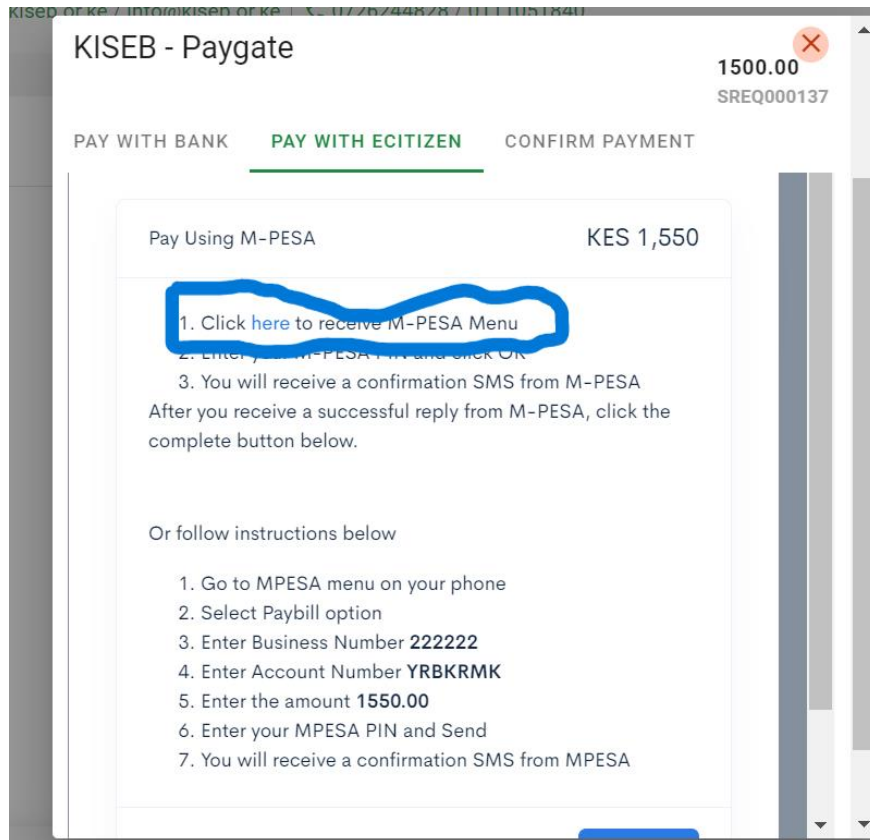
PAYMENT REF YRBKRMK	TOTAL BILL KES 1,550.00
-------------------------------	-----------------------------------

Select Payment Mode

- Mpesa**
- Kenya Commercial Bank
- Equity Cash
- Co-operative Bank (KES)

Electronics Supply Chain

Select number 1. Click [here](#) in blue as shown below:



For MPESA, you can pay via MPESA Express (STK PUSH) or pay manually via 222222 paybill.

Option 1 (STK PUSH) Is fastest and less error prone as it only involves entering MPESA PIN on the paying phone number.

5. Get M-PESA Menu (STK push)

KISEB - Paygate

1500.00
SREQ000137

PAY WITH BANK **PAY WITH ECITIZEN** CONFIRM PAYMENT

Pay Using M-PESA KES 1,550

1. Click [here](#) to receive M-PESA Menu

Phone Number

25471

Initiate Payment

2. Enter your M-PESA PIN and click OK

3. You will receive a confirmation SMS from M-PESA
After you receive a successful reply from M-PESA, click the complete button below.

Or follow instructions below

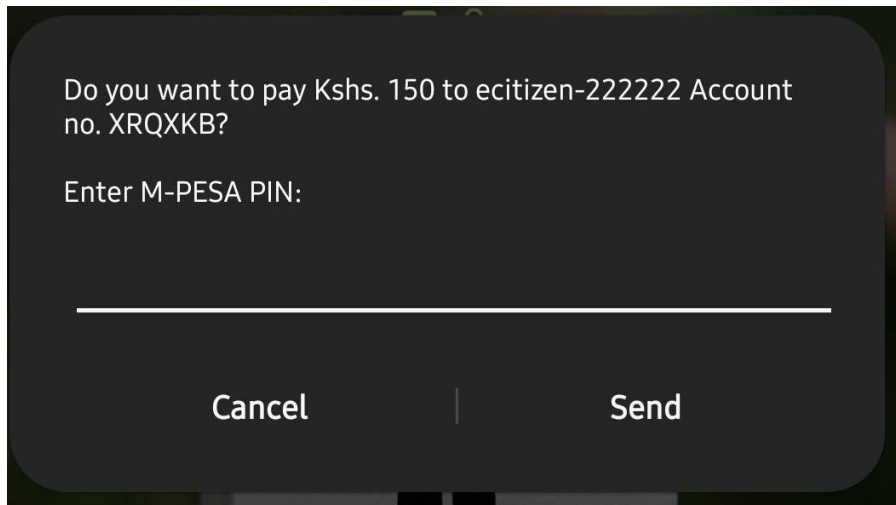
1. Go to MPESA menu on your phone
2. Select Paybill option

Enter the MPESA mobile number to pay from

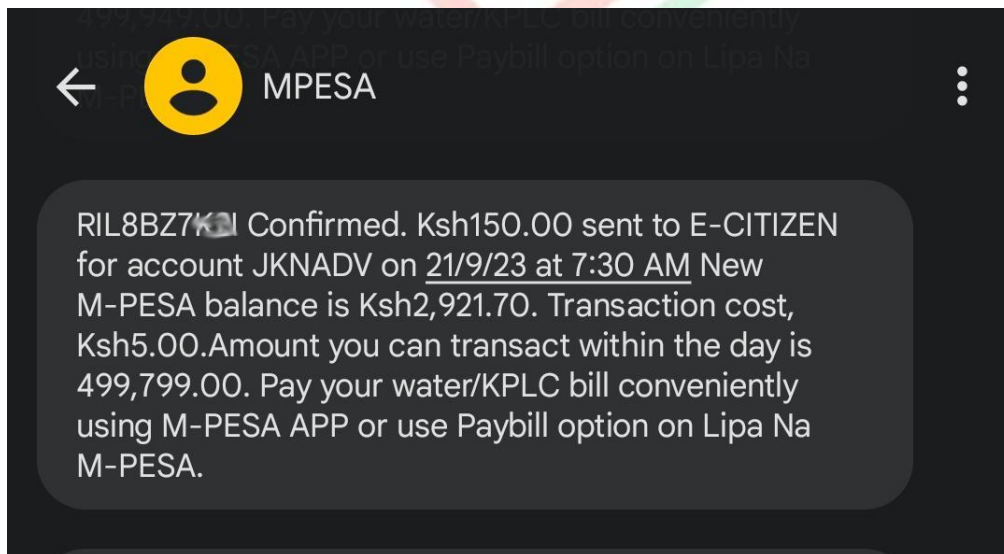
Click **'Initiate Payment'**.

The paying phone will receive an MPESA PIN prompt in their MPESA balance is more or equal to invoice amount + KES 50 convenience fees for e-citizen.

6. Enter MPESA PIN



Enter you MPESA PIN



After Entering MPESA PIN, you will receive an SMS from SAFARICOM's MPESA as shown above.

If the payment was successful, go back to RIMS and click the blue button labeled **'Complete'**

7. Confirm payment

KISEB - Paygate

1500.00
SREQ000137

PAY WITH BANK **PAY WITH ECITIZEN** CONFIRM PAYMENT

2. Enter your M-PESA PIN and click OK
3. You will receive a confirmation SMS from M-PESA
After you receive a successful reply from M-PESA, click the complete button below.

Or follow instructions below

1. Go to MPESA menu on your phone
2. Select Paybill option
3. Enter Business Number **222222**
4. Enter Account Number **YRBKRMK**
5. Enter the amount **1550.00**
6. Enter your MPESA PIN and Send
7. You will receive a confirmation SMS from MPESA

Cancel **Complete**

Click the **'Complete'** payment button .

E-citizen will check if the payment was successful.

KISEB
Elevating Supply Chain